

0130707509

ECM Fan module

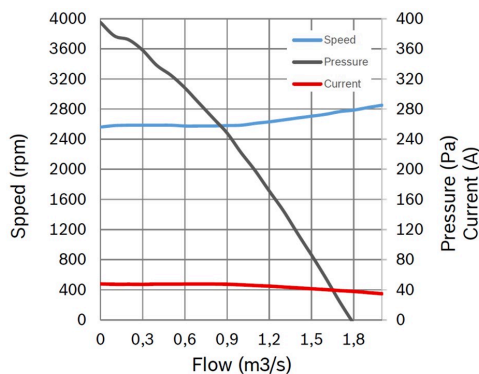


- 50% longer service life, better EMC, noise and environmental compatibility compared to BDC
- Active and passive safety in the event of thermal incidents
- Nominal Voltage: 12 V

[Contact us!](#)


Product Specification

Technical data and performance curve



Power at 95% PWM, runtime limited

Nominal Voltage (V): 12
Air flow (m³/h): 3600
Pressure loss (Pa): 220
Nominal current (A): 42
Nominal speed (rpm): 2500
Rotation direction: clockwise

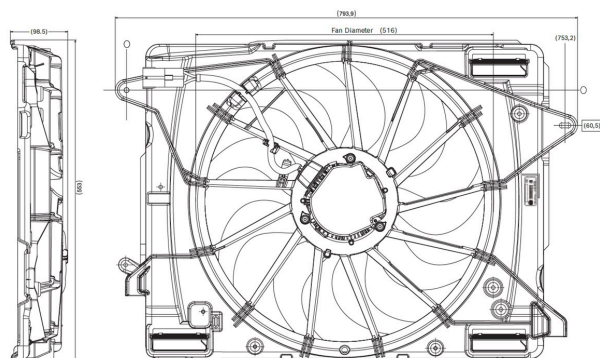
Control: PWM

Product images and pictures are for demonstration purposes only, the actual product may differ from the picture shown. The quotation drawing is binding.

Robert Bosch GmbH, Auf der Breit 4, 76227 Karlsruhe, Germany www.bosch-ibusiness.com



Dimensions



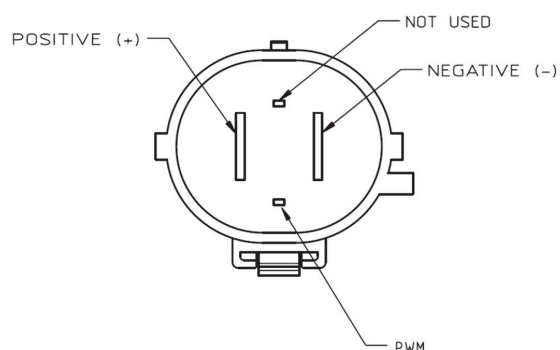
Please contact us if you need a 3d model

[Contact](#)

width x height x depth (BxHxT):

793,9 x 553 x 98,5 (mm)

Connector



Housing:

Yazaki 7287-1404-10

Locker:

—

Terminal:

Power 7116-7473-02

Signal 7116-4103-02

Features and Benefits

- Decades of field experience and production in accordance with state-of-the-art automotive quality standards: For proven product quality and a long service life
- Available with or without PWM technology: To attend different customer requirements
- Depending on the model, protective functions such as automatic shutdown in case of obstruction, thermal fuse and reverse polarity protection: Ensure safe operation and high reliability
- Operating mode S1: Suitable for continuous operation

Downloads

You may also be interested in:

To Product family: [Catalogue](#)

